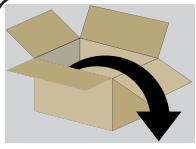


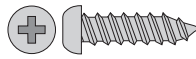
# IUI-EZ1-NEW



## Control Center Installation Guide



IUI-EZ1



3 -  
P/N: 20238

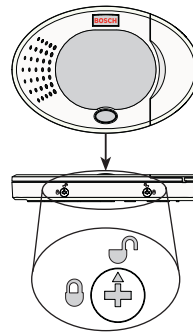


3 -  
P/N: 15053

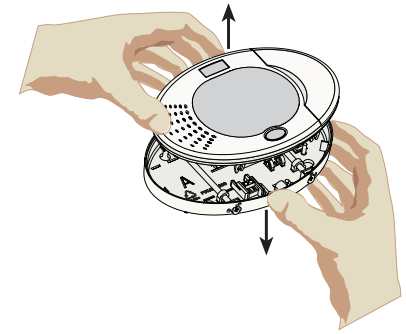


P/N: F01U004749

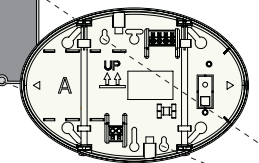
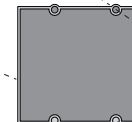
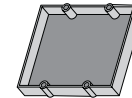
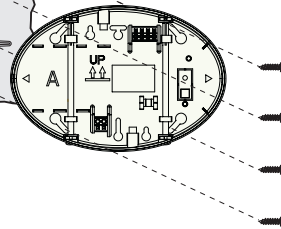
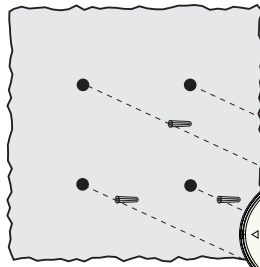
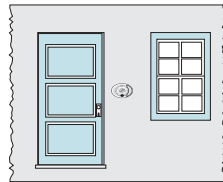
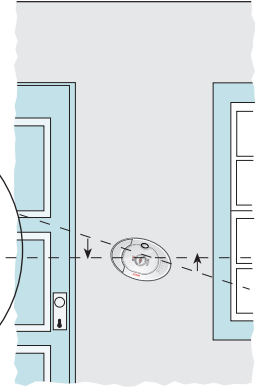
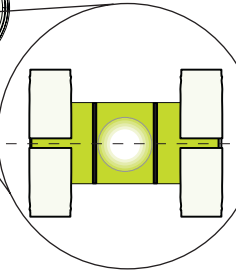
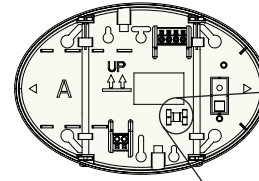
1



2



3



© 2017 Bosch Security Systems, Inc. 130  
Perinton Parkway Fairport, NY 14450

Bosch Sicherheitssysteme GmbH Robert-  
Bosch-Ring 5 85630 Grasbrunn Germany

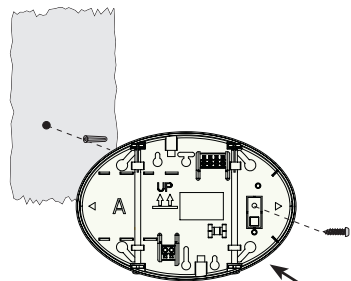


# BOSCH

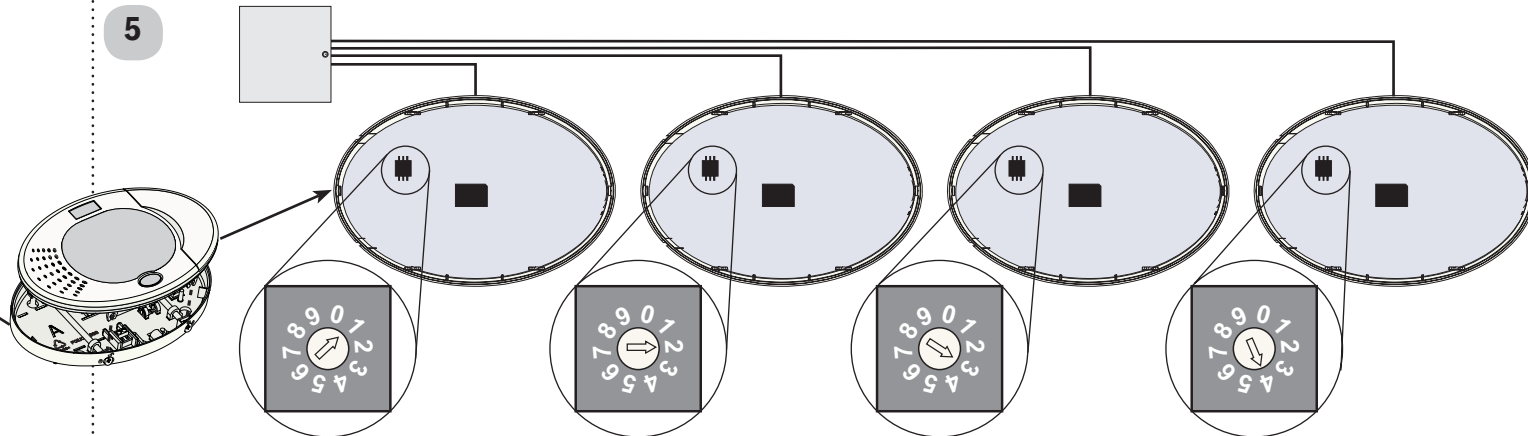
[www.boschsecurity.com](http://www.boschsecurity.com)

© 2017 Bosch Security Systems, Inc.  
F01U003737-05

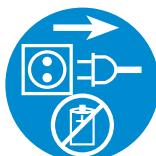
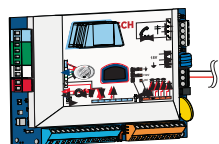
4



5



6



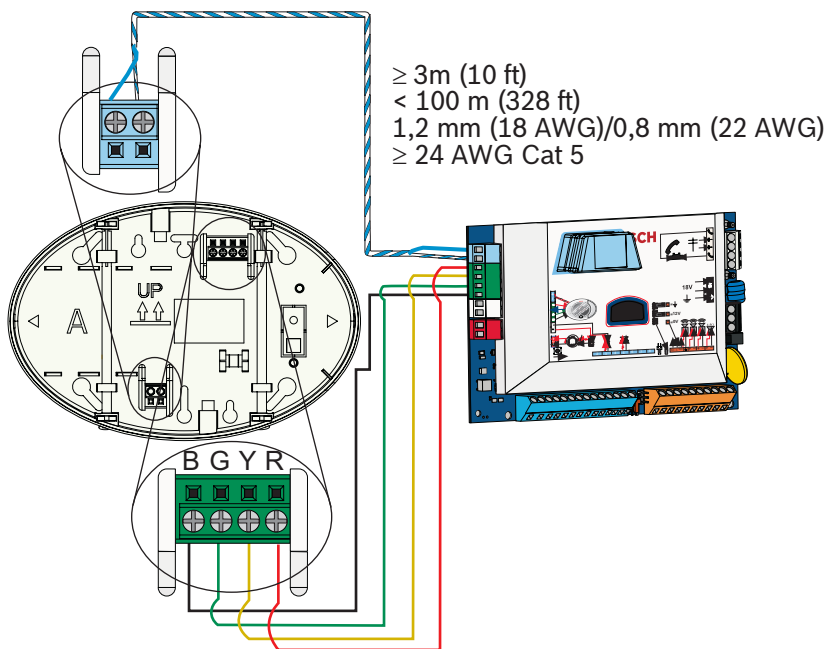
I = 105 mA



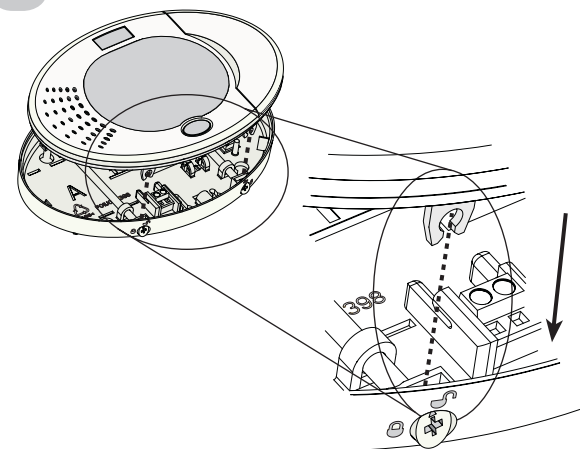
I = 165 mA



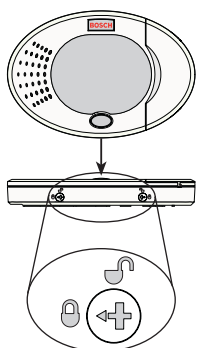
12 VDC (8 VDC - 14.5 VDC)



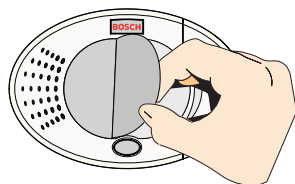
7



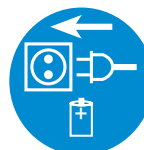
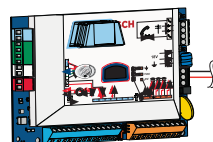
8



9



10



CE

EN50131-1 Grade 2  
 Environmental Class II  
 IP30 - IK04 ( EN 60529 - EN 50102 )



125 kHz  
 0.00052 mW



Attestation n° 122098-01 Clavier IUI-EZ1  
 Délivrée par:  
 AFNOR Certification 93571 La Plaine St Denis  
 CNPP Certification 27950 St Marcel  
 Temperature: - 10°C, + 55°C  
 Plant 110P2



© 2017 Bosch Security Systems, Inc.  
 F01U003737-05

